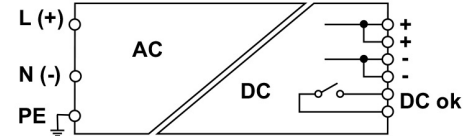
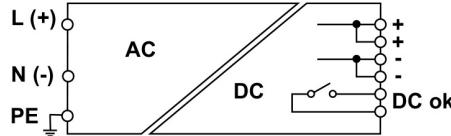


- Single phase and DC input
- Short circuit, overload, input and output overvoltage protections
- Over temperature protection
- Alarm contact
- High overload capability to ensure the protections selectivity and start-up of heavy loads
- —



**NOTE**

(1) Standard version (product after September 2019)  
 (2) With protective coating that allow installation in environment with extreme conditions (product on demand)  
 Please refer to the datasheet for more details



CODE	XCSSL1480W048VAA	XCSSL1480W048VGA
TYPE	CSL1-480W/048V/AA (1)	CSL1-480W/048V/GA (2)
<b>INPUT TECHNICAL DATA</b>		
Input rated voltage	120-230 Vac	120-230 Vac
Input voltage AC	85...264 Vac	85...264 Vac
Input voltage DC	100...370 Vdc (derating Uin<130 Vdc)	100...370 Vdc (derating Uin<130 Vdc)
Frequency	47...63 Hz	47...63 Hz
Current consumption	4.9 A (120 Vac) / 2.4 A (230 Vac)	4.9 A (120 Vac) / 2.4 A (230 Vac)
Inrush peak current	36 A	36 A
Power factor	> 0.99	> 0.99
Internal protection fuse	Yes 8 A	Yes 8 A
External protection on AC line	MCB: C-6 A / Fuse: T-6.3 A	MCB: C-6 A / Fuse: T-6.3 A
<b>OUTPUT TECHNICAL DATA</b>		
Output rated voltage	48 Vdc ±1%	48 Vdc ±1%
Output adjustable range	40.5 ... 55.5 Vdc	40.5 ... 55.5 Vdc
Continuous current	10 A at 50°C	10 A at 50°C
Overload limiting	11 A (max. 15 A constant current)	11 A (max. 15 A constant current)
Short circuit peak current	25A 100 ms On / 800 ms Off (HICCUP mode)	25A 100 ms On / 800 ms Off (HICCUP mode)
Ripple @ nominal ratings	45 mVpp	45 mVpp
Hold up time	18 ms (120 Vac) / 18 ms (230 Vac)	18 ms (120 Vac) / 18 ms (230 Vac)
Status indication	LED "DC OK", LED "Stand-by"	LED "DC OK", LED "Stand-by"
Alarm contact	dry contact, max. 1A @ 24 Vdc (Uout > 43.2 Vdc)	dry contact, max. 1A @ 24 Vdc (Uout > 43.2 Vdc)
Parallel connection	possible	possible
Redundant parallel connection	possible with external ORing diode	possible with external ORing diode
<b>GENERAL TECHNICAL DATA</b>		
Efficiency	90.9 %	90.9 %
Dissipated power	48 W	48 W
Operating temperature range	-20...+70°C (derating -14 W/°C > 50°C)	-20...+70°C (derating -14 W/°C > 50°C)
Input / output isolation	3 kVac / 60 s (SELV output)	3 kVac / 60 s (SELV output)
Input / ground isolation	1.5 kVac / 60 s	1.5 kVac / 60 s
Output / ground isolation	0.5 kVac / 60 s	0.5 kVac / 60 s
Standard / approvals	EN 60950-1	EN 60950-1
EMC Standards	EN 61000-6-1, EN 61000-6-2, EN 61000-6-3, EN 61000-6-4	EN 61000-6-1, EN 61000-6-2, EN 61000-6-3, EN 61000-6-4
Overvoltage category / Pollution degree	II / 2	II / 2
Protection degree	IP 20	IP 20
Connection terminal IN/OUT	4 mm <sup>2</sup> / 4 mm <sup>2</sup>	4 mm <sup>2</sup> / 4 mm <sup>2</sup>
Housing material	aluminium	aluminium
Dimension	80x170x127 mm	80x170x127 mm
Approximate weight	1.5 kg	1.5 kg
Mounting information	vertical on a rail, 20 mm from adjacent components	vertical on a rail, 20 mm from adjacent components
APPROVALS	UL PENDING	UL PENDING
ACCESSORIES		
Mounting rail (IEC60715/TH35-7.5)	PR/3/AC, PR/3/AC/ZB, PR/3/AS, PR/3/AS/ZB	PR/3/AC, PR/3/AC/ZB, PR/3/AS, PR/3/AS/ZB

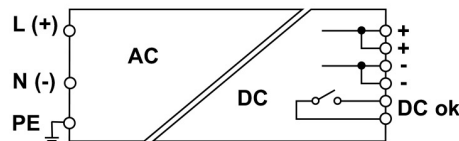
- Single phase and DC input
- Short circuit, overload, input and output overvoltage protections
- Over temperature protection
- Alarm contact
- High overload capability to ensure the protections selectivity and start-up of heavy loads
- —



**NOTE**

[3] With communication port that allow the connection to the net through the external interface XCCI001MB (product on demand)

Please refer to the datasheet for more details



CODE	XCSL1480W048VAB
TYPE	CSSL1-480W/048V/AB (3)
<b>INPUT TECHNICAL DATA</b>	
Input rated voltage	120-230 Vac
Input voltage AC	85...264 Vac
Input voltage DC	100...370 Vdc (derating Uin<130 Vdc)
Frequency	47...63 Hz
Current consumption	4.9 A (120 Vac) / 2.4 A (230 Vac)
Inrush peak current	36 A
Power factor	> 0.99
Internal protection fuse	Yes 8 A
External protection on AC line	MCB: C-6 A / Fuse: T-6.3 A
<b>OUTPUT TECHNICAL DATA</b>	
Output rated voltage	48 Vdc ±1%
Output adjustable range	40.5 ... 55.5 Vdc
Continuous current	10 A at 50°C
Overload limiting	11 A (max. 15 A constant current)
Short circuit peak current	25A 100 ms On / 800 ms Off (HICCUP mode)
Ripple @ nominal ratings	45 mVpp
Hold up time	18 ms (120 Vac) / 18 ms (230 Vac)
Status indication	LED "DC OK", LED "Stand-by"
Alarm contact	dry contact, max. 1A @ 24 Vdc (Uout > 43.2 Vdc)
Parallel connection	possible
Redundant parallel connection	possible with external ORing diode
<b>GENERAL TECHNICAL DATA</b>	
Efficiency	90.9 %
Dissipated power	48 W
Operating temperature range	-20...+70°C (derating -14 W/°C >50°C)
Input / output isolation	3 kVac / 60 s (SELV output)
Input / ground isolation	1.5 kVac / 60 s
Output / ground isolation	0.5 kVac / 60 s
Standard / approvals	EN 60950-1
EMC Standards	EN 61000-6-1, EN 61000-6-2, EN 61000-6-3, EN 61000-6-4
Overvoltage category / Pollution degree	II / 2
Protection degree	IP 20
Connection terminal IN/OUT	4 mm <sup>2</sup> / 4 mm <sup>2</sup>
Housing material	aluminium
Dimension	80x170x127 mm
Approximate weight	1.5 kg
Mounting information	vertical on a rail, 20 mm from adjacent components
APPROVALS	UL PENDING
<b>ACCESSORIES</b>	
Mounting rail (IEC60715/TH35-7.5)	PR/3/AC, PR/3/AC/ZB, PR/3/AS, PR/3/AS/ZB