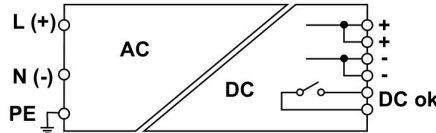







- Single phase and DC input
- Short circuit, overload, input and output overvoltage protections
- Over temperature protection
- Suitable for applications that require high reliability and performance
- Smart alarm contact, signals when output voltage drops more than 10%
- High overload capability to ensure the protections selectivity and start-up of heavy loads



NOTE

Please refer to the datasheet for more details
Above overcurrent limit, the protection starts cycling in ON/OFF mode (hiccup autoreset), the maximum current supplied depends by the line resistance



CODE	XCSF85B
TYPE	CSF85B
INPUT TECHNICAL DATA	
Input rated voltage	120–230 Vac
Input voltage AC	90...264 Vac
Input voltage DC	100...345 Vdc (derating U _{in} <130 Vdc)
Frequency	47...63 Hz
Current consumption	1.6 A (120 Vac) / 0.9 A (230 Vac)
Inrush peak current	20 A
Power factor	> 0.65
Internal protection fuse	T 2 A
External protection on AC line	MCB: C-4 A / Fuse: T 4 A
OUTPUT TECHNICAL DATA	
Output rated voltage	12 Vdc ±1%
Output adjustable range	12...15 Vdc
Continuous current	6 A at 50°C
Overload limiting	9A for >30 s
Short circuit peak current	10 A for 50 ms
Ripple @ nominal ratings	30 mVpp
Hold up time	15 ms (120 Vac) / 60 ms (230 Vac)
Status indication	LED "DC OK" / LED "Alarm"
Alarm contact	dry contact, max. 1A @ 24 Vdc (U _{out} > 10.8 Vdc)
Parallel connection	possible
Redundant parallel connection	possible with external ORing diode
GENERAL TECHNICAL DATA	
Efficiency	83% (120 Vac) / 87% (230 Vac)
Dissipated power	17 W (120 Vac) / 13 W (230 Vac)
Operating temperature range	-20...+60°C (derating -1.45 W >45°C)
Input / output isolation	3 kVac / 60 s (SELV output)
Input / ground isolation	1.5 kVac / 60 s
Output / ground isolation	0.5 kVac / 60 s
Standard / approvals	EN 60950-1
EMC Standards	EN 61000-6-1, EN 61000-6-2, EN 61000-6-3, EN 61000-6-4
Overvoltage category / Pollution degree	II / 2
Protection degree	IP 20
Connection terminal IN/OUT	2.5 mm ² / 2.5 mm ²
Housing material	aluminium
Dimension	40x130x115 mm
Approximate weight	400 g
Mounting information	vertical on a rail, 10 mm from adjacent components
APPROVALS	    
ACCESSORIES	
Mounting rail (IEC60715/TH35-7.5)	PR/3/AC, PR/3/AC/ZB, PR/3/AS, PR/3/AS/ZB
Mounting rail (IEC60715/TH35-15)	PR/3/PP, PR/3/PP/ZB, PR/3/PA, PR/3/PA/ZB