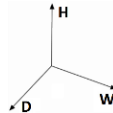


BTH 1.2 VRLA Battery Bank



- No Battery Inside
- Final Customer decides type of Battery
- For Lead AGM Battery
- Output: 24 VDC 1.3 Ah
- Protection: Fuse
- Connection with screws
- Short circuit Protection
- IP20
- Wall Mount with screws
- Din Rail Mount

Feature

Battery Bank for DC-UPS "All In One". Lead AGM, VRLA technology, maintenance-free lead-acid batteries with serial fuse. Simple connection with screws for Wall mount or DIN rail.

Technical Data

Nominal Input Voltage	24 VDC
Battery Type for Lead AGM	No Battery
Dimension (WxHxD)	43x52x97 mm
Protection Fuse	Flat type Mini 25 A
Recovery Fuse	Flat type Mini 25 A

Charging Data

End-of-charge Voltage (trickle charge) 20°C	27.5 VDC
End-of-charge Voltage (trickle charge) 30°C	26.8 VDC
End-of-charge Voltage (trickle charge) 40°C	26.1 VDC
Max. permissible charging current	0.36 A

Discharging Data

Battery disconnection from CBI	< 19 VDC
Max. permissible Discharging current	25 A
Self-discharge rate at 20 °C	15% x month

General Data

Protection Degree (EN/IEC 60529)	IP 20
Protection Class	III
Connection Terminal Block Screw Type	0.5-16 mm ² (20-6 AWG)
Dimension (WxHxD)	67x176x122 mm
Weight	1.1 kg
DIN Rail	Yes
Wall mount	Yes

Climatic Data

Ambient Temperature operation	0 ... 40 °C
Ambient Temperature Storage	0 ... 40 °C
Humidity at 25 °C, no condensation	95 %

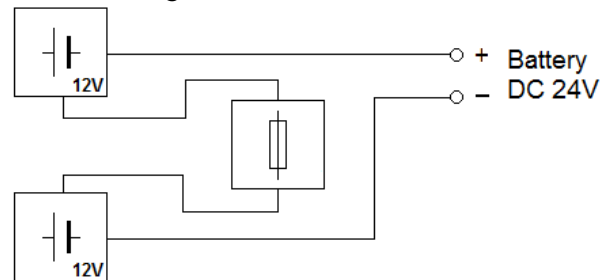
Norms and certifications

The CE mark in According to EMC Directive 2014/30/UE and Low voltage Directive 2014/35/UE.

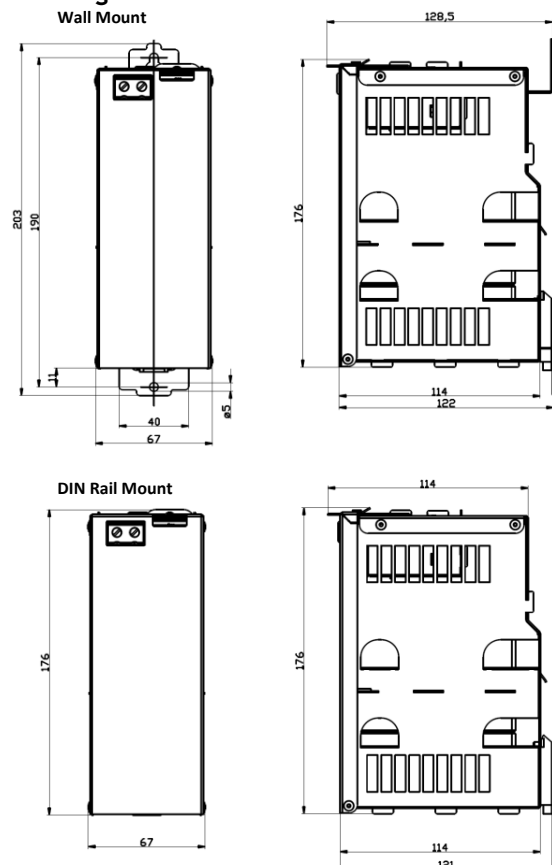
Electrical Safety

In compliance to UL508, EN IEC 61010-2-201:2018
According to EN 60950-1/VDE 0805 (SELV) and EN 50178/VDE 0160 (PELV).
EN IEC 62368-1: 2014/AC:2015

Electrical Diagram



Drawings



Buffering time (min)

Battery Size	1.3 Ah	3 Ah	7 Ah	12 Ah
Load 1.5 A	20	60	200	400
Load 3 A	8	30	120	240
Load 5 A	3	15	55	100
Load 7.5 A	2	10	30	60
Load 10 A	No	7	20	45
Load 12 A	No	3	12	30
Load 15 A	No	No	9	20
Load 20 A	No	No	7	13

Accessory

Protection Fuse Flat Type Mini 25 A

