


HIGH CURRENT, MCB

UL1077/CSA C22.2 No. 235 Recognized
Supplementary Protector

The NDM1 series of circuit breakers is ideal for applications where high currents ranging from 50 to 125 Amps in the circuit are to be protected. They are UL1077/CSA C22.2 No. 235 Recognized and can be used for supplemental protection based on the UL standard. The NDM1 miniature circuit breaker is available in single, two and three poles. Safety is insured in your high current circuits with the shock proof design of the wire terminations. The easy to see visual indication lets you know when the circuit breaker has tripped. The NDM1 high current circuit breaker can be ordered in either the C or D curve.



Features:

- UL1077/CSA C22.2 No.235 Recognized
- 300% factory tested to insure quality
- Available in 1, 2, and 3-pole
- Current ratings from 50 Amps to 125 Amps
- Visual trip indicator, Red - On
- Standard 35mm DIN rail mounting
- Convenient screw clamp wire terminations
- Shock proof connections
- RoHS compliant

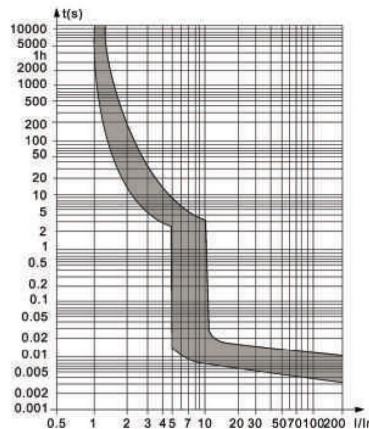
Specifications

Number of Poles:	1, 2, 3
Max. Voltage:	240/480 VAC
Min. Amp Rating:	50A
Max. Amp Rating:	125A
Wire Size:	16 - 2/0 AWG
Interrupting Capacity:	10kA
Mechanical Life:	10,000 Operations
Operating Temp. Range:	-35°C - 70°C

Agency Approvals: UL1077/CSA C22.2 No. 235 Recognized,
IEC 60947-2, TUV, CE, GB 14048.2

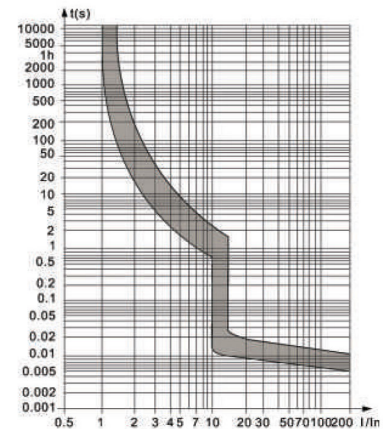
Rated Current	One Pole Order Number	Pcs/Pkg	Two Pole Order Number	Pcs/Pkg	Three Pole Order Number	Pcs/Pkg
50Amp	NDM1-125C50-1	12	NDM1-125C50-2	6	NDM1-125C50-3	4
63Amp	NDM1-125C63-1	12	NDM1-125C63-2	6	NDM1-125C63-3	4
80Amp	NDM1-125C80-1	12	NDM1-125C80-2	6	NDM1-125C80-3	4
100Amp	NDM1-125C100-1	12	NDM1-125C100-2	6	NDM1-125C100-3	4
125Amp	NDM1-125C125-1	12	NDM1-125C125-2	6	NDM1-125C125-3	4

Medium trip, for use with most industrial loads

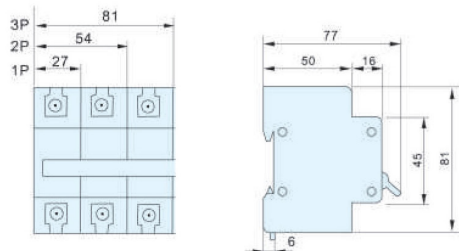


C Curve

Time delay, for use with high inrush loads

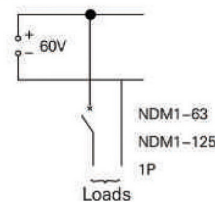


D Curve

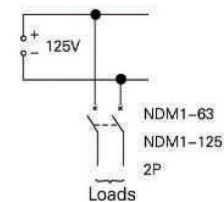


Typical Circuit Diagrams

Example 1



Example 2



Example 3

