



UTE100 FRAME

- UTE100 breaker is HACR rated
- SWD switch duty rating
(applied only to 15 and 20A /347Vac or less)
- HID high intensity discharge lighting rating
(15-50A /480Vac or less)

UL489 RATINGS

BREAKER TYPE	NUMBER OF POLES	INTERRUPTING CAPACITY (kA rms) AC 50/60Hz				INTERRUPTING CAPACITY (kA) DC	
		120/240V	240V	480V	600Y 347V	250V DC-2P	500V DC-3P
UTE100E	2, 3	50	50	25	14	16	25
UTE100N	2, 3	65	65	35	18	25	35
UTE100H	2, 3	100	100	65	35	-	-

IEC60947-2 RATINGS

BREAKER TYPE	NUMBER OF POLES	INTERRUPTING CAPACITY(kA rms) AC 50/60Hz, Icu	
		220/240V	380/415V
UTE100E	2, 3	50	25
UTE100N	2, 3	65	35
UTE100H	2, 3	65	35
Service breaking capacity, Ics (%Icu)			100%
Insulation Voltage, Ui			750 Vac
Impulse Withstand Voltage, Uimp			8 kVac
Utilization Category			A

DIMENSIONS

POLES	DIMENSIONS inch (mm)		
	W	H	D
2-Pole	2.01 (51)	5.12 (130)	3.44 (87.5)
3-Pole	2.99 (76)	5.12 (130)	3.44 (87.5)

TRIP UNIT TYPES

	THERMAL	MAGNETIC	REMARKS
FTU	Fixed	Fixed	
FMU	Adjustable, 0.8-1 x In	Fixed	
MCS	N.A	Fixed, 10 x In	Magnetic only

CIRCUIT BREAKER

Ampere Rating, In	WITH FTU TRIP UNIT (FIXED THERMAL, FIXED MAGNETIC)					
	50kA at 120/240V, 50kA at 240Vac		65kA at 120/240V, 65kA at 240Vac		100kA at 120/240V, 100kA at 240Vac	
	2-Pole	3-Pole	2-Pole	3-Pole	2-Pole	3-Pole
15A	UTE100-E-FTU-15-2	UTE100-E-FTU-15-3	UTE100-N-FTU-15-2	UTE100-N-FTU-15-3	UTE100-H-FTU-15-2	UTE100-H-FTU-15-3
20A	UTE100-E-FTU-20-2	UTE100-E-FTU-20-3	UTE100-N-FTU-20-2	UTE100-N-FTU-20-3	UTE100-H-FTU-20-2	UTE100-H-FTU-20-3
25A	UTE100-E-FTU-25-2	UTE100-E-FTU-25-3	UTE100-N-FTU-25-2	UTE100-N-FTU-25-3	UTE100-H-FTU-25-2	UTE100-H-FTU-25-3
30A	UTE100-E-FTU-30-2	UTE100-E-FTU-30-3	UTE100-N-FTU-30-2	UTE100-N-FTU-30-3	UTE100-H-FTU-30-2	UTE100-H-FTU-30-3
35A	UTE100-E-FTU-35-2	UTE100-E-FTU-35-3	UTE100-N-FTU-35-2	UTE100-N-FTU-35-3	-	-
40A	UTE100-E-FTU-40-2	UTE100-E-FTU-40-3	UTE100-N-FTU-40-2	UTE100-N-FTU-40-3	-	-
45A	UTE100-E-FTU-45-2	UTE100-E-FTU-45-3	UTE100-N-FTU-45-2	UTE100-N-FTU-45-3	-	-
50A	UTE100-E-FTU-50-2	UTE100-E-FTU-50-3	UTE100-N-FTU-50-2	UTE100-N-FTU-50-3	-	-
60A	UTE100-E-FTU-60-2	UTE100-E-FTU-60-3	UTE100-N-FTU-60-2	UTE100-N-FTU-60-3	-	-
70A	UTE100-E-FTU-70-2	UTE100-E-FTU-70-3	UTE100-N-FTU-70-2	UTE100-N-FTU-70-3	-	-
80A	UTE100-E-FTU-80-2	UTE100-E-FTU-80-3	UTE100-N-FTU-80-2	UTE100-N-FTU-80-3	-	-
90A	UTE100-E-FTU-90-2	UTE100-E-FTU-90-3	UTE100-N-FTU-90-2	UTE100-N-FTU-90-3	-	-
100A	UTE100-E-FTU-100-2	UTE100-E-FTU-100-3	UTE100-N-FTU-100-2	UTE100-N-FTU-100-3	-	-

UTE100 FRAME

CIRCUIT BREAKER

WITH FTU TRIP UNIT (FIXED THERMAL, FIXED MAGNETIC)						
Ampere Rating, In	25kA at 480V, 14kA at 600Y 347Vac		35kA at 480V, 18kA at 600Y 347Vac		65kA at 480V, 35kA at 600Y/347Vac	
	2-Pole	3-Pole	2-Pole	3-Pole	2-Pole	3-Pole
15A	UTE100-E-FTU-15-2	UTE100-E-FTU-15-3	UTE100-N-FTU-15-2	UTE100-N-FTU-15-3	UTE100-H-FTU-15-2	UTE100-H-FTU-15-3
20A	UTE100-E-FTU-20-2	UTE100-E-FTU-20-3	UTE100-N-FTU-20-2	UTE100-N-FTU-20-3	UTE100-H-FTU-20-2	UTE100-H-FTU-20-3
25A	UTE100-E-FTU-25-2	UTE100-E-FTU-25-3	UTE100-N-FTU-25-2	UTE100-N-FTU-25-3	UTE100-H-FTU-25-2	UTE100-H-FTU-25-3
30A	UTE100-E-FTU-30-2	UTE100-E-FTU-30-3	UTE100-N-FTU-30-2	UTE100-N-FTU-30-3	UTE100-H-FTU-30-2	UTE100-H-FTU-30-3
35A	UTE100-E-FTU-35-2	UTE100-E-FTU-35-3	UTE100-N-FTU-35-2	UTE100-N-FTU-35-3	-	-
40A	UTE100-E-FTU-40-2	UTE100-E-FTU-40-3	UTE100-N-FTU-40-2	UTE100-N-FTU-40-3	-	-
45A	UTE100-E-FTU-45-2	UTE100-E-FTU-45-3	UTE100-N-FTU-45-2	UTE100-N-FTU-45-3	-	-
50A	UTE100-E-FTU-50-2	UTE100-E-FTU-50-3	UTE100-N-FTU-50-2	UTE100-N-FTU-50-3	-	-
60A	UTE100-E-FTU-60-2	UTE100-E-FTU-60-3	UTE100-N-FTU-60-2	UTE100-N-FTU-60-3	-	-
70A	UTE100-E-FTU-70-2	UTE100-E-FTU-70-3	UTE100-N-FTU-70-2	UTE100-N-FTU-70-3	-	-
80A	UTE100-E-FTU-80-2	UTE100-E-FTU-80-3	UTE100-N-FTU-80-2	UTE100-N-FTU-80-3	-	-
90A	UTE100-E-FTU-90-2	UTE100-E-FTU-90-3	UTE100-N-FTU-90-2	UTE100-N-FTU-90-3	-	-
100A	UTE100-E-FTU-100-2	UTE100-E-FTU-100-3	UTE100-N-FTU-100-2	UTE100-N-FTU-100-3	-	-

WITH FMU TRIP UNIT (ADJUSTABLE THERMAL, FIXED MAGNETIC)				
Ampere Rating, In	50kA at 120/240V, 50kA at 240Vac	65kA at 120/240V, 65kA at 240Vac	100kA at 120/240V, 100kA at 240Vac	Thermal range
	3-Pole			
25A	UTE100-E-FMU-25-3	UTE100-N-FMU-25-3	UTE100-H-FMU-25-3	20-25A
40A	UTE100-E-FMU-40-3	UTE100-N-FMU-40-3	-	32-40A
60A	UTE100-E-FMU-60-3	UTE100-N-FMU-60-3	-	48-60A
80A	UTE100-E-FMU-80-3	UTE100-N-FMU-80-3	-	64-80A
100A	UTE100-E-FMU-100-3	UTE100-N-FMU-100-3	-	80-100A

WITH FMU TRIP UNIT (ADJUSTABLE THERMAL, FIXED MAGNETIC)				
Ampere Rating, In	25kA at 480V, 14kA at 600Y 347Vac	35kA at 480V, 18kA at 600Y 347Vac	65kA at 480V, 35kA at 600Y/347Vac	Thermal range
	3-Pole			
25A	UTE100-E-FMU-25-3	UTE100-N-FMU-25-3	UTE100-H-FMU-25-3	20-25A
40A	UTE100-E-FMU-40-3	UTE100-N-FMU-40-3	-	32-40A
60A	UTE100-E-FMU-60-3	UTE100-N-FMU-60-3	-	48-60A
80A	UTE100-E-FMU-80-3	UTE100-N-FMU-80-3	-	64-80A
100A	UTE100-E-FMU-100-3	UTE100-N-FMU-100-3	-	80-100A

MOLDED CASE SWITCH

WITH MCS TRIP UNIT				
Ampere Rating, In	50kA at 120/240V, 50kA at 240Vac		65kA at 120/240V, 65kA at 240Vac	
	2-Pole	3-Pole	2-Pole	3-Pole
100A	UTE100-E-MCS-100-2	UTE100-E-MCS-100-3	UTE100-N-MCS-100-2	UTE100-N-MCS-100-3

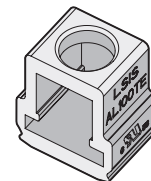
Ampere Rating, In	25kA at 480V, 14kA at 600Y 347Vac		35kA at 480V, 18kA at 600Y 347Vac	
	2-Pole	3-Pole	2-Pole	3-Pole
100A	UTE100-E-MCS-100-2	UTE100-E-MCS-100-3	UTE100-N-MCS-100-2	UTE100-N-MCS-100-3

ACCESSORIES FOR UTE100

MECHANICAL LUGS

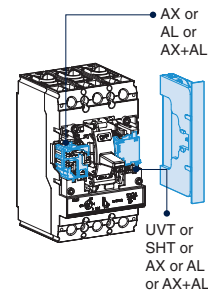
MAXIMUM BREAKER AMPERES	TERMINAL BODY MATERIAL	WIRE TYPE	ORDERING TYPE
100A	Aluminum	Cu/Al	AL100TE

AL100TE 15-100A Lug



INNER ACCESSORIES

DESCRIPTION	CONTROL VOLTAGE	ORDERING TYPE *
Auxiliary Switch, AX		
Alarm Switch, AL		
AX + AL		
Shunt Trip, SHT	AC/DC 12V	TBT
	DC 12V	LWT
	AC/DC 24V	TBT
	AC/DC 24~30V	LWT
	AC/DC 48V	TBT
	AC/DC 60V	TBT
	AC/DC 48~60V	LWT
	AC/DC 100~130V	TBT, LWT
	AC/DC 200~250V	TBT, LWT
Undervoltage Trip, UVT	AC/DC 24V	
	AC/DC 48V	
	AC/DC 100~110V	
	AC/DC 200~220V	
	AC 380~440V	
	AC 440~500V	
	AC 440~480V	



Type	Left(R)	Right(T)
AX	1	1
AL	1	1
AX+AL	1	1
SHT		1
UVT		1

- Applicable in indicated pole position-not synchronous
- 2P : Right only

* TBT(Terminal Block Type), LWT(Lead Wire Type)

PADLOCKING DEVICE

DESCRIPTION	ORDERING TYPE
Lock in "OFF" position	PL0



<Pad Lock>

PLATE HANDLE LOCKING DEVICE

DESCRIPTION	ORDERING TYPE
Lock in "OFF" or "ON" position	PHL0



<Plate Handle Lock>

MECHANICAL INTERLOCKING DEVICE

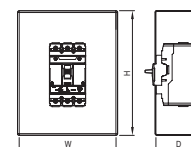
DESCRIPTION	ORDERING TYPE
For 3-Pole breaker	MIT03



<Mechanical Interlock>

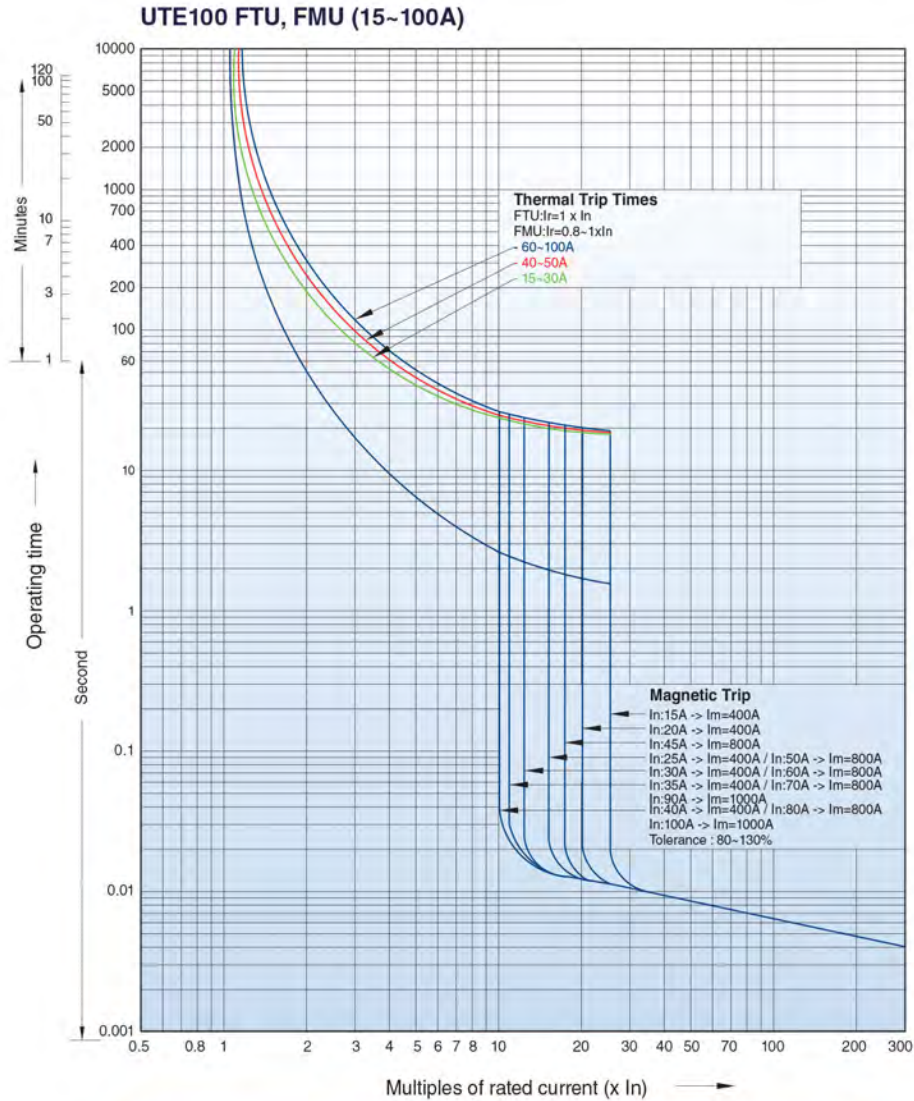
ENCLOSURE

ENCLOSURE DIMENSION (W X H X D) inch(mm)	ORDERING TYPE
8.27(210) x 17.3(439.4) x 4.0(101.6)	-



UTE100 CHARACTERISTIC

This curve is to be used for application and coordination purposes only.
All time/current characteristic curve data is based on 40°C ambient cold start.



RATING UTE100	FTU	
	2P/3P	MAG TRIP (80%~130%)
15	<input type="radio"/>	
20	<input type="radio"/>	
25	<input type="radio"/>	400A
30	<input type="radio"/>	
35	<input type="radio"/>	
40	<input type="radio"/>	
45	<input type="radio"/>	
50	<input type="radio"/>	
60	<input type="radio"/>	800A
70	<input type="radio"/>	
80	<input type="radio"/>	
90	<input type="radio"/>	1000A
100	<input type="radio"/>	

RATING UTE100	FMU	
	3P	MAG TRIP (80%~130%)
25	<input type="radio"/>	20-25A
40	<input type="radio"/>	32-40A
60	<input type="radio"/>	48-60A
80	<input type="radio"/>	64-80A
100	<input type="radio"/>	80-100A
		400A
		800A
		1000A