










## With special connections with UL94V-0 polyamide insulating body

- for thermocouple circuits
- universal mounting onto both PR/DIN and PR/3 type rails - according to IEC 60715 Std.. "G32" and "TH/35" types
- **CESI 02 ATEX 134 U** Ex e  certificate  
I M2 / II 2 G D operating temperature range:  
-40 ÷ +80 °C
- when rail assemblies are to be manufactured for potentially explosive environments (Ex e) please refer to the indications given on page A14



beige version	
(Ex)i version	
TECHNICAL CHARACTERISTICS	
function / type	
rated cross-section	(mm²)
connecting capacity	
flexible	(mm²)
rigid	(mm²)
rated voltage / rated current / gauge	conf. to IEC 60947-7-1
rated voltage / rated current / AWG / tightening torque value	UL
(Ex e) rated voltage  / 	(V)
rated impulse withstand voltage / pollution degree	
insulation stripping length	(mm)
tightening torque value (test / max)	(Nm)
height / width / thickness	 TH/35 7,5 mm
height / width / thickness	 TH/35 15 mm
height / width / thickness	 G32

### APPROVALS

ACCESSORIES	
End sections	beige blue
Permanent cross connection	
Switchable cross connection	
Multiple common bar	250 mm
Shunting screw and sleeve	
Coloured partition	red, green, white
Cross connection barrier	red
Test plug socket	
Test plug	
Numbering strip	
Cover for cross-connection	
Warning plate	
Marking tag	printed or blank
End bracket	
Mounting rail	
according to IEC 60715 Std.	
	

TC/PO	
Cat. No.	TC500
TC/PO (Ex)i	
Cat. No.	TC510
for thermocouple circuits	
-	
-	
-	thermocouples having 0,8 ÷ 1,3 mm diam.
-	800 V / - / -
-	600 V / 15 A / 20-14 AWG / 5,5 lb.in.
-	500 V / 630 V
-	8 kV / 3
-	20
-	0,4 / 0,8
-	47 / 40,5 / 5,5
-	55 / 40,5 / 5,5
-	51 / 40,5 / 5,5



Type	Cat. No.
CB2/PT	CB111
CB2/PT (Ex)i	CBX13
-	
-	
-	
-	
DFU/1	DU01..
-	
-	
CNU/8/51	NU0851
-	
-	
CNU/8/51	NU0851
BTU for PR/DIN and PR/3	BT005
BT/DIN/PO for PR/DIN only	BT001
BT/3-BTO for PR/3 only	BT003-BT007
PR/DIN/AC of steel	PR001
PR/DIN/AS same with slots	PR004
PR/DIN/AL of aluminium	PR002
PR/3/AC for PR/DIN and PR/3	PR003
PR/3/AS same with slots	PR005

Terminal block suitable for the connection of any type of conductor for thermocouple circuits. In fact, due to the excellent electrical contact which results, **thermocouple circuits of any type can be wired up without the intervention of any other compensation material.**

Such a solution allows, in addition to the running of one single item, the reduction of points of contact in the complete circuit.

In order to make the connection completely efficient and permanent the range of diameters of the connectable thermocouples must be within the 0.8 and 1.3 mm range.

The thermocouple circuits, even those with different diameters, stripped of their insulating protection for a length of 20 mm. are overlapped in the inside of the terminal block in such a way as to allow the direct flow of thermoelectrical e.m.f. without the intermediary of a metal body, as happens in normal circuits.

With the double clamping, assured by two screws and by the interposition of the pressure plate, the possibility of e.m.f. caused by lack of homogeneity of the contacts is reduced to more or less nothing.